



# **SUMMER HOME LEARNING**

**&**

# **SUPPLY LIST**

## **GETTING READY FOR FIRST GRADE**

**Student Name** \_\_\_\_\_

**Required Summer Activities due**

**Friday, August 16, 2024**

# Educational Websites

Students may access the following websites to build and enrich their skills in reading, Mathematics, and Science.

- <http://www.dadeschools.net/students/students.htm>
  - The student portal provides students with access to their textbooks electronically as well as numerous web-based instructional software programs such as: i-Ready, MyOn, Reading Plus, Tumblebooks, Discovery Education, Go Math and Reading Plus.
  - i-Ready is an interactive online learning designed to assess students individualized instruction based on student's needs in Reading and Mathematics (Grades K-5).
  - Textbook resources include links to lesson review videos, stories read in class during the Reading block as well as the opportunity to review content taught in Science and Social Studies.
- [www.reflexmath.com](http://www.reflexmath.com) (Grades 1-5)
  - Teaches children memorization techniques based on repetition in mastering facts in addition, subtraction, multiplication and division in game format.
- [www.brainpop.com](http://www.brainpop.com) and [www.brainpopjr.com](http://www.brainpopjr.com) (all grade levels)
  - BrainPop offers hundreds of animated educational videos across all subject areas, each video is accompanied by interactive quizzes, activities, and games.
- [www.a4esl.org](http://www.a4esl.org) (K-5)
  - Reinforce grammar skills of English Language Learners (ESOL) by providing Quizzes, tests, exercises and puzzles to help students learn English as a Second Language
- [www.abcmouse.com](http://www.abcmouse.com) (PK-K)
  - Full online curriculum for Reading, Math, Science, Art, colors, and Music. The carefully designed program with more than 850 lessons across ten levels. As your child completes each lesson, he or she is guided to the next one and is motivated to continue learning by ABCmouse.com's Tickets and Rewards System.
- [www.factmonster.com](http://www.factmonster.com) (Grades 2-5)
  - Factmonster.com combines essential reference materials, fun facts and features, and homework help for kids. Your child may access facts about any subject matter. Includes homework help center, games, quizzes, almanac, encyclopedia, dictionary, and thesaurus and educational games.
- [www.explorellearning.com](http://www.explorellearning.com) (Grades 3-5)
  - Explore math and science using interactive manipulatives which are designed to help students understand challenging concepts through inquiry and exploration
- [www.freerice.com](http://www.freerice.com) (Grades 1-5)
  - Vocabulary is an essential component of student achievement. This website allows your child to practice vocabulary and math facts. Through the World Food Program, this site donates 10 grains of rice for every correct answer to help end world hunger.
- [www.studyjams.com](http://www.studyjams.com) (Grades 1-5)
  - StudyJams! is a free Scholastic site that provides engaging multimedia lessons in math and science, ranging from basic algebra problems to more complex concepts like scientific theory and evidence.



# SILVER BLUFF ELEMENTARY

2609 SW 25<sup>th</sup> Avenue, Miami, FL 33133

Mayra Barreira, Principal

Christina Garcia, Asst. Principal

May 30, 2024

Dear Parents:

In order to better prepare your child for the upcoming school year, we have prepared summer homelearning assignments for your child to complete. They are required assignments during the summer months. Students will be expected to work on various skills according to their incoming grade level for the following school year. All students going to grades K through 5<sup>th</sup> will be assigned two required readings with a corresponding assignment. Books are available for purchase online, or at your local bookstore. All grade level assignments will be posted on our school's website at <http://silverbluff.dadeschools.net> as of today. The assignments are due back on **Friday, August 16, 2024**, from ALL students.

Please continue to encourage your child to read for recreation thirty minutes daily as well as take advantage of the many educational programs available through the Student Portal. We highly recommend they continue using i-Ready Reading and Math, and Reflex Math. This packet also contains a list of fun educational websites that your child should utilize to enrich his/her skills in Reading, Mathematics, Science, and some tips for parents on what your child will be learning in the fall.

In addition, our district has implemented a Summer Reading Plan for all students which lists additional book titles, resources and activities. All current kindergarten and first grade students will receive two books and a summer reading journal to take home in order to facilitate and encourage summer reading. The district plan is an enhancement to better prepare your child during the summer months. The district's plan will not be collected by our teachers, however we encourage you to work with your child at home during the summer months to continue building your child's academic growth. The district's plan can be accessed from the following website:

<https://read.dadeschools.net>

We hope these activities prove to be a good learning experiences for your child. Together, we can guarantee a successful start of the 2024-2025 school year. Thank you for helping your child avoid summer regression by supporting this initiative.

Sincerely,

Mayra Barreira, Principal

Telephone: 305.856.5197/Fax: 305.854.9671  
[silverbluff.dadeschools.net](http://silverbluff.dadeschools.net)



# SILVER BLUFF ELEMENTARY

2609 SW 25<sup>th</sup> Avenue, Miami, FL 33133

Mayra Barreira, Principal

Christina Garcia, Asst. Principal

30 de mayo del 2024

Estimados Padres:

Para preparar adecuadamente a su hijo para el año entrante, les pedimos que comiencen a trabajar en las tareas asignadas para los meses de verano. Todos los alumnos entrando de kindergarten a quinto grado recibirán dos asignaciones que se componen de dos lecturas o con una actividad correspondiente. Los libros se pueden conseguir en librerías locales por el internet. Las asignaciones de todos los grados están disponibles para imprimir de nuestra página web, <http://silverbluff.dadeschools.net>. Las asignaciones deben de ser entregadas al maestro(a) el **viernes, 16 de agosto del 2024** por todos los estudiantes.

Les pedimos que continuen alentando que su hijo(a) lea 30 minutos diariamente y utilice los programas educativos disponibles en el portal de alumnos como el i-Ready, MyOn, y Reflex Math. Este paquete también contiene una lista de páginas de web divertidas y educativas que deben de usar para enriquecer el aprendizaje de lectura, matemáticas, y ciencias al igual que unos consejos para padres sobre lo que su hijo(a) aprenderá al comienzo del curso escolar.

Además, el distrito ha implementado un plan de lectura de verano para todos los estudiantes que proporcionan libros, recursos y actividades. El plan del distrito ayuda a preparar a su hijo(a) durante los meses del verano. Todos los estudiantes de kindergarten y primer grado recibirán dos libros y un diario de lectura de verano para llevar a casa con el fin de facilitar y fomentar la lectura de verano. Les animamos a trabajar con su hijo en su casa durante los meses de verano. El plan del distrito se puede alcanzar en las siguientes páginas web:

<https://read.dadeschools.net>

Esperamos que estas actividades sean una experiencia de beneficio en el aprendizaje de su hijo(a). Unidos podemos asegurar un exitoso comienzo del año escolar 2023-2024. Gracias por ayudar a su hijo(a) durante los meses de verano.

Sinceramente,

Mayra Barreira, Directora

Telephone: 305.856.5197/Fax: 305.854.9671

[silverbluff.dadeschools.net](http://silverbluff.dadeschools.net)



## 2024-2025 FIRST GRADE SUPPLIES LIST



**24 Yellow #2 Pencils  
Pre-sharpened  
(No mechanical  
pencils or sharpeners  
allowed in school)**



**1 Packs of  
Colored Pencils  
(36 color pack)**



**1 Pack of 6 Elmer's  
Glue Sticks**



**2 Kid Safe Scissors-Blunt  
Tip  
(1 to be used in school and  
1 to be kept for use at  
home)**



**2 packs of 3  
Pink Erasers**



**Kid Headphones  
(with a cable to connect  
into a computer in a ziplock  
bag with student name  
required)**



**2 Plastic Duotang Folder  
with fasteners  
(1 Red, and 1 Green)**



**1 Pack of Crayola  
Colored Pencils**



**9in x12in whiteboard with  
expo dry erase marker and  
eraser for student use**



**4 Red Pens for  
Writing Plan**



**Bookbag  
(no wheels)**



**Plain white over sized  
T-shirt for STEAM projects**



**4 Wide Ruled Composition  
Notebooks**




**1 Pencil Pouch  
with zipper  
(medium sized semi or hard  
pencil case)**

NOVELS

**Madeline**  
by Ludwig Bemelmans



**Danny and the Dinosaur**  
by Syd, Hoff



**\*\*PTA membership is sold for \$12\*\***

**\*\*Spirit Day T-Shirts will be sold by the PTA for students to wear on Fridays and are mandatory for Field Trips and School Events\*\***

**\*\*NO ROLLING BOOK BAGS ALLOWED FOR SAFETY REASONS\*\***

**\*\*No mechanical pencils, no sharpies, no liquid paper, no permanent markers, no pencil sharpeners\*\***

**\*\*Please label all clothing with student's name\*\***

*(Ex. sweaters, lunch boxes, book bags, etc.)*

**\*\*Supplies may be brought to class during Drop-In Day\*\***

**\*\*Supplies are due no later than **Friday, August 16, 2024**\*\***

**Do not forget Silver Bluff Elementary is a mandatory uniform school.**

**All students must wear the required uniform daily .**

## Summer resources

Fun ways to keep students learning this summer



Miami Dade County Public Schools

# IXL Summer Boost

## Home Practice for K-8 Mathematics

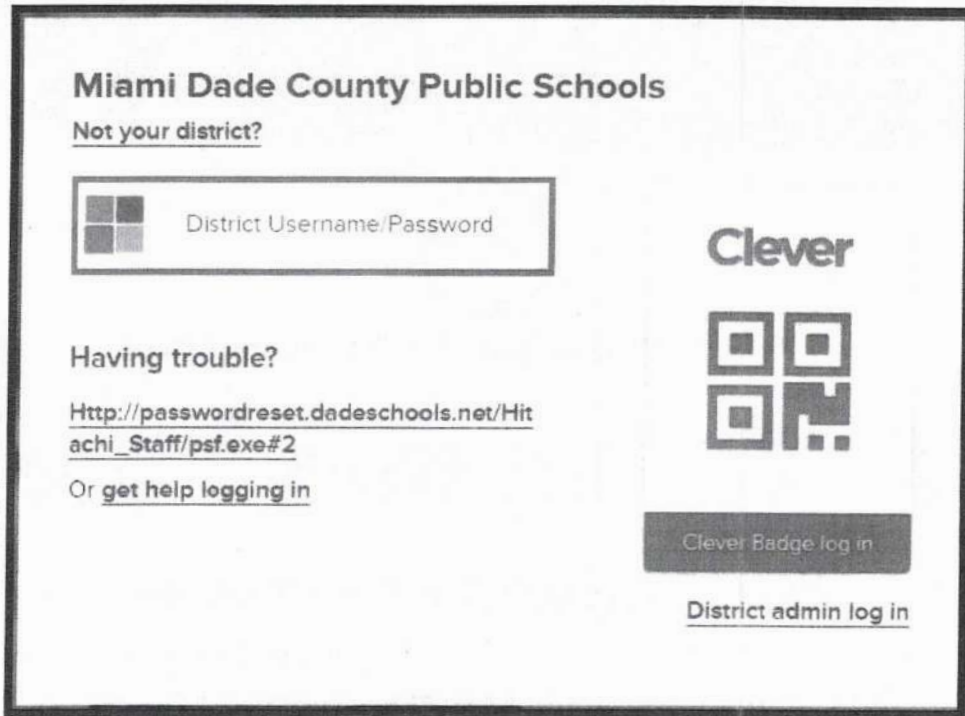
The IXL Summer Boost skill plans are available for home (or on-the-go) practice to keep students' math skills sharp during Summer Break. Students can keep up with essential Mathematics learning every day during the break with exciting activities and themes highlighting foundational and high-priority math skills and concepts from the previous school year. The IXL Summer Boost skill plans are custom created for each grade level, Kindergarten through Grade 8, and are a great way to learn or retain content that was taught during the 2023-2024 school year.

Starting below and on the following pages, you will find the step-by-step instructions on how to navigate to the IXL platform through the student portal.

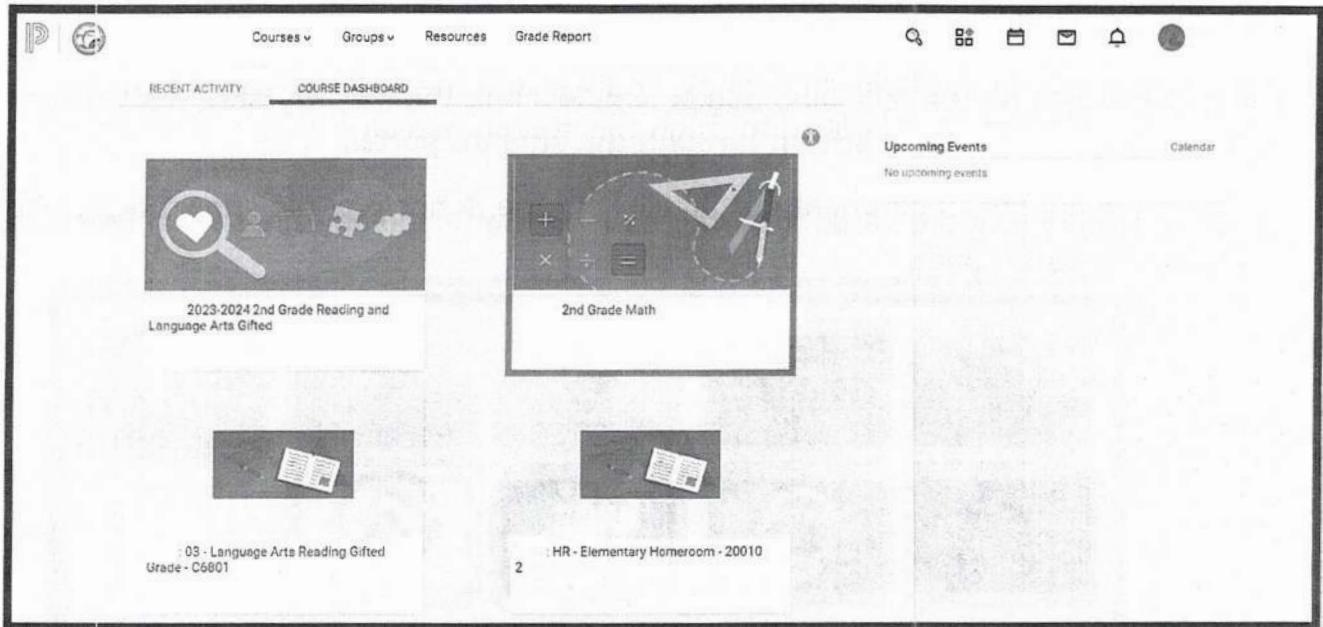
1. Once logged into the student portal, click on the Schoology tile shown below from the main portal page.



2. Click on **District Username/Password** and sign in using student's Miami Dade County Public Schools **Student Username and Password**.

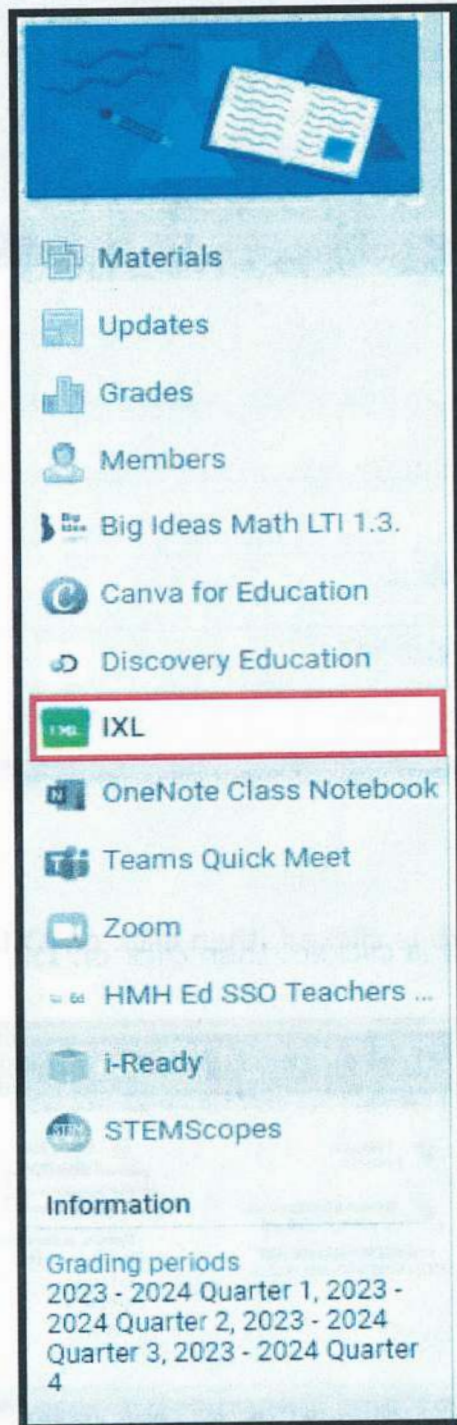


3. Select student's **Math Course**.





4. Once in the math course, on the left side toward the bottom of the row, **select IXL.**



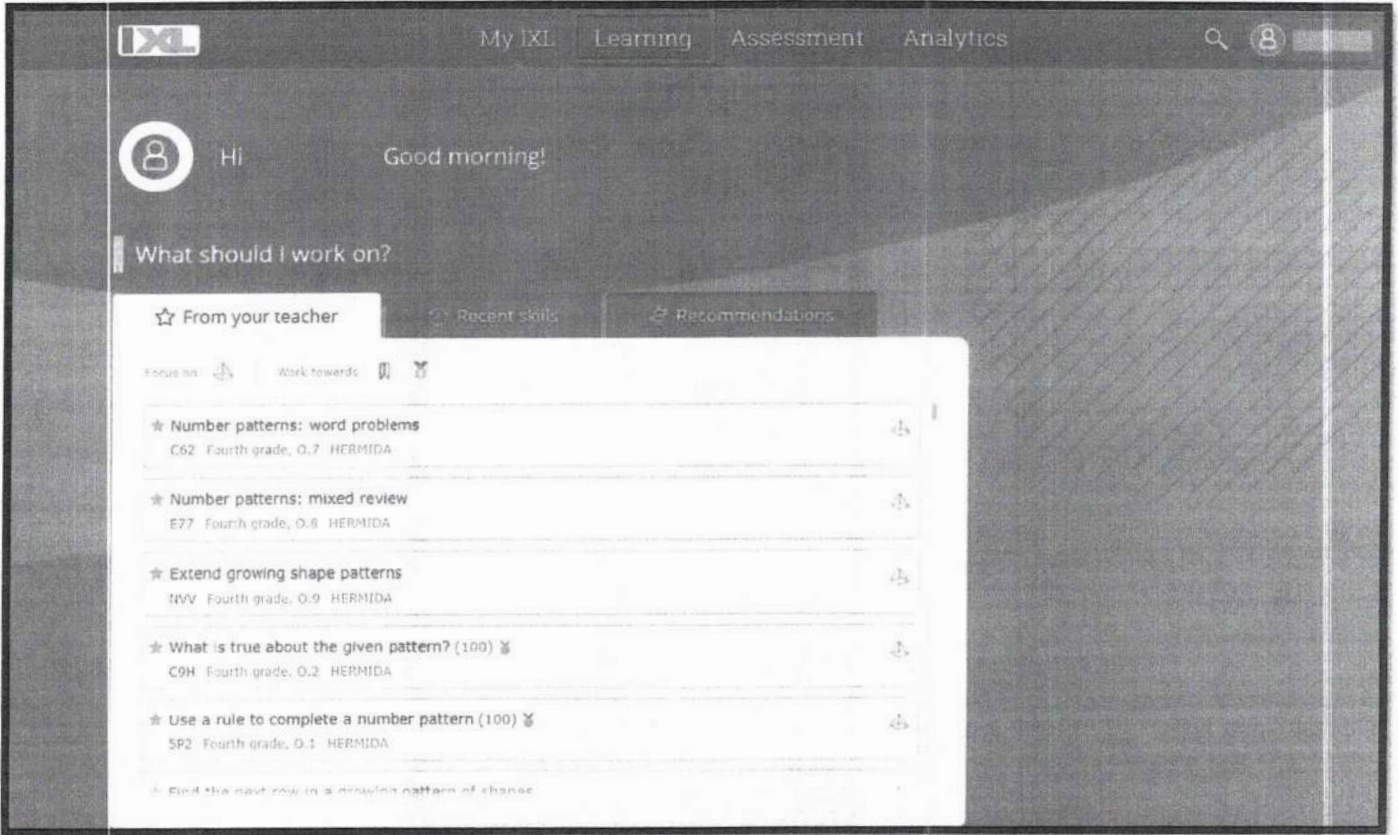
The image shows a vertical navigation menu with a blue header containing a pencil and an open book icon. The menu items are listed below the header. The 'IXL' item is highlighted with a red rectangular border. Below the menu items is an 'Information' section with a horizontal line, followed by a list of grading periods.

- Materials
- Updates
- Grades
- Members
- Big Ideas Math LTI 1.3.
- Canva for Education
- Discovery Education
- IXL**
- OneNote Class Notebook
- Teams Quick Meet
- Zoom
- HMH Ed SSO Teachers ...
- i-Ready
- STEMScopes

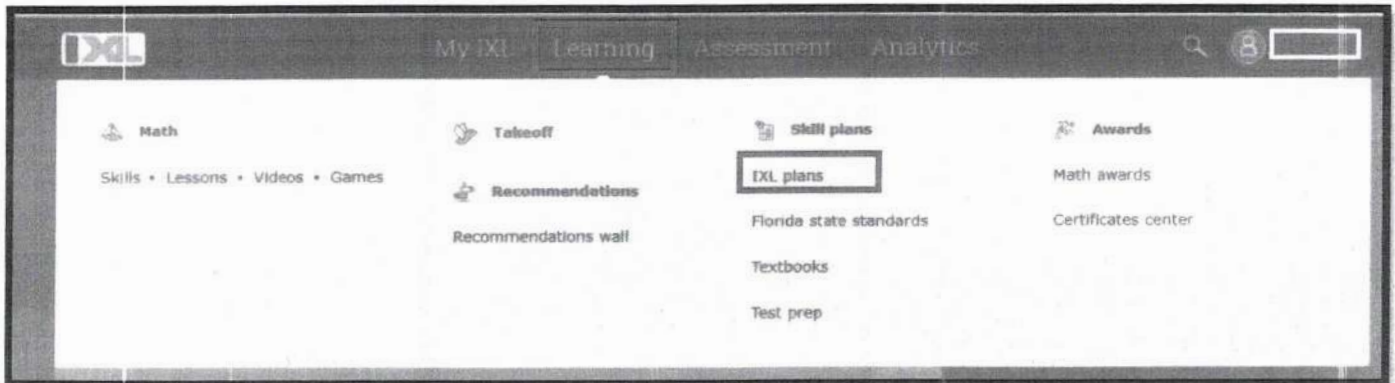
**Information**

Grading periods  
2023 - 2024 Quarter 1, 2023 -  
2024 Quarter 2, 2023 - 2024  
Quarter 3, 2023 - 2024 Quarter  
4

5. From the IXL Home Page, click on **Learning**.



6. Once the **Learning** tab is clicked, then click on **IXL plans** under the Skill plans column.



7. Click on **IXL Summer Boost: Math (K – 8<sup>th</sup>)**.

**Spotlight**



IXL Weekly Boost: Math ✓  
PK - Calc



IXL Weekly Boost: Language Arts ✓  
PK - 12th



IXL Learn to Read: Language Arts ✓  
PK - 3rd



IXL Reading Intervention: Language Arts ✓  
Level 1 - Level 3




IXL Summer Boost: Math ✓  
K - Calc



IXL Summer Boost: Language Arts ✓  
K - 12th

8. Click on the **appropriate** Grade Level.



**IXL Summer Boost: Math**

Help students solidify their understanding of key concepts this summer with IXL's day-by-day skill plan!


---

[K](#)   [1st](#)   [2nd](#)   [3rd](#)   [4th](#)   [5th](#)   [6th](#)

[7th](#)   [8th](#)   [Alg\\_1](#)   [Geo](#)   [Alg\\_2](#)   [Precalc](#)

[Calc](#)


9. Once on this landing page, the student is now ready to select their **Summer Boost Skill Plan** link(s) to begin working on their skill plan(s) for the day! (See grade 4 and grade 6 samples below)



### IXL Summer Boost skill plan - Math 4th grade

Help rising fourth graders solidify their understanding of key concepts this summer with IXL's day-by-day skill plan!

**Week** 1 2 3 4


 Print skill plan

Math ▾ 4th ▾

---

**1** Days 1-5


Day 1	Multiplication facts for 6, 7, 8, and 9 <a href="#">ES</a>
Day 2	Measurement word problems <a href="#">ES</a>
Day 3	Subtract across zeros <a href="#">ES</a>



### IXL Summer Boost skill plan - Math 6th grade

Help rising sixth graders solidify their understanding of key concepts this summer with IXL's day-by-day skill plan!

**Week** 1 2 3 4

 Print skill plan

Math ▾ 6th ▾

---

**1** Days 1-5

Day 1	Multiply by 2-digit numbers: complete the missing steps
Day 2	Write numerical expressions for word problems <a href="#">ES</a>
Day 3	Relationship between decimal place values <a href="#">ES</a>

# Summer Homelearning Assignment Instructions

## First Grade



i-Ready	<ul style="list-style-type: none"><li>• Students are to log onto Schoology in their MDCPS Student Portal to access i-Ready. Each lesson under Teacher Assigned are to be completed. Parents will initial the Home Log along with Date, Score % and Time on Task for each lesson.</li><li>• Students are also encouraged to play the i-Ready Learning Games. There is also a chart attached to track student Learning Games play. List the date, game, and topic.</li></ul>
Reading	<ul style="list-style-type: none"><li>• Students are to memorize 20 words per week of the fry words list provided.</li><li>• Students are to complete the Reading and Writing page 245, 251, 279, 281, 285,287.</li><li>• Pick 2 books from the First Grade Book list and assist your child to attain a better understanding of what they are reading and complete "My Reading Log" and "My Book Report".</li></ul>
Math	<ul style="list-style-type: none"><li>• Students are to complete the First Grade Pre-Course Test pages 5-8.</li></ul>



Date	Lesson Name	Score % Go to: My Progress	Time on Task	Parent's Initials
<b>Reading</b>				
	Break Up Words with Continuous Sounds			
	Break Up Words with Stop Sounds			
	Add Beginning Sounds to Make Words			
	Substitute Middle Vowel Sounds to Make Words			
	Find the Main Topic			
	High Frequency Words: Lesson 13			
	Connect Words and Pictures in a Text			
	Working with Words: 15			
	Connect Words and Pictures in a Story			
	Working with Words: 23			
<b>Mathematics</b>				
	Practice: Count up to 10 Objects in Rows or Arrays			
	Count up to 10 Objects in Different Arrangements			
	Make Groups of Up to 10 Objects			
	Number Partners for 8 and 9			
	Add Within 5			
	Subtract Within 5			
	Practice: Add and Subtract Within 5			
	Add Within 10			
	Subtract Within 10			
	Practice Add and Subtract Within 10, Part 1			

\*Each lesson varies in time and a score will not be available until a student completes the lesson\*



## Kindergarten, First, and Second Grade Fry Word Lists:

The Fry Words are considered the most frequently occurred words in the English language. By memorizing these words, you are assisting in developing your child's reading fluency skills. Assist your child in memorizing 20 words per week. Also, point out the use of these words in context when speaking.

### Fry Word Lists

#### 1st hundred words

1. the	21. at	41. there	61. some	81. my
2. of	22. be	42. use	62. her	82. than
3. and	23. this	43. an	63. would	83. first
4. a	24. have	44. each	64. make	84. water
5. to	25. from	45. which	65. like	85. been
6. in	26. or	46. she	66. him	86. call
7. is	27. one	47. do	67. into	87. who
8. you	28. had	48. how	68. time	88. am
9. that	29. by	49. their	69. has	89. its
10. it	30. word	50. if	70. look	90. now
11. he	31. but	51. will	71. two	91. find
12. was	32. not	52. up	72. more	92. long
13. for	33. what	53. other	73. write	93. down
14. on	34. all	54. about	74. go	94. day
15. are	35. were	55. out	75. see	95. did
16. as	36. we	56. many	76. number	96. get
17. with	37. when	57. then	77. no	97. come
18. his	38. your	58. them	78. way	98. made
19. they	39. can	59. these	79. could	99. may
20. I	40. said	60. so	80. people	100. part

#### 2nd hundred words

101. over	121. name	141. boy	161. such	181. change
102. new	122. good	142. follow	162. because	182. off
103. sound	123. sentence	143. came	163. turn	183. play
104. take	124. man	144. want	164. here	184. spell
105. only	125. think	145. show	165. why	185. air
106. little	126. say	146. also	166. ask	186. away
107. work	127. great	147. around	167. went	187. animal
108. know	128. where	148. farm	168. men	188. house
109. place	129. help	149. three	169. read	189. point
110. year	130. through	150. small	170. need	190. page
111. live	131. much	151. set	171. land	191. letter
112. me	132. before	152. put	172. different	192. mother
113. back	133. line	153. end	173. home	193. answer
114. give	134. right	154. does	174. us	194. found
115. most	135. too	155. another	175. move	195. study
116. very	136. mean	156. well	176. try	196. still
117. after	137. old	157. large	177. kind	197. learn
118. thing	138. any	158. must	178. hand	198. should
119. our	139. same	159. big	179. picture	199. America
120. just	140. tell	160. even	180. again	200. world



## First Grade List of Books:

The list of books below is highly recommended must-read books by Florida's Department of Education to enhance your child's reading comprehension skills. The list consists of grade level books that will assist your child in developing a better understanding of what they read. Please consider adding them to your home library if possible.

### *1st Grade*


<b>Title</b>	<b>Author</b>
"Daffodowndilly"	Milne, A.A.
"Eletelephony"	Richards, Laura
<i>A Picture Book of Benjamin Franklin</i>	Adler, David
<i>Chickens Don't Fly</i>	Disiena, Laura Lyn
<i>Clifford the Big Red Dog</i>	Bridwell, Norman
<i>Danny and the Dinosaur</i>	Hoff, Syd
<i>Drum Dream Girl</i>	Engle, Margarita
<i>Fantastic Undersea Life of Jacques Cousteau</i>	Yaccarino, Dan
<i>From Seed to Pumpkin</i>	Pfeffer, Wendy and James Graham
<i>How People Learned to Fly</i>	Hodgkins, Fran
<i>I Am Enough</i>	Byers, Grace
<i>I am Helen Keller</i>	Meltzer, Brad
<i>I Wonder</i>	Hoban, Tana
<i>Keep a Poem in Your Pocket</i>	Schenk de Regniers, Beatrice
<i>Madeline</i>	Bemelmans, Ludwig
<i>My Name is Celia/Me llamo Celia: The Life of Celia Cruz/la vida de Celia Cruz</i>	Brown, Monica
<i>Now &amp; Ben: The Modern Inventions of Benjamin Franklin</i>	Barretta, Gene
<i>Police Officers</i>	Bourgeois, Paulette
<i>Put Me in the Zoo</i>	Lopshire, Robert
<i>The Slug</i>	Gravel, Elise
<i>The Tale of Peter Rabbit</i>	Potter, Beatrix
<i>The Three Little Pigs</i>	Halliwell-Phillipps, James
<i>The Tortoise and the Hare</i>	Aesop
<i>The Ugly Duckling</i>	Andersen, Hans Christian
<i>The Velveteen Rabbit</i>	Williams, Margery
<i>The White House</i>	Douglas, Lloyd
<i>Tooth By Tooth: Comparing Fangs, Tusks, and Chompers</i>	Levine, Sara


# My Reading Log

Date	Title	My Rating		
		😊	😐	☹️
		😊	😐	☹️
		😊	😐	☹️
		😊	😐	☹️
		😊	😐	☹️
		😊	😐	☹️

My favorite book was \_\_\_\_\_

\_\_\_\_\_





## Reading Challenge (Optional)



Here are some fun ways to enjoy your summer reading books. Let's see how many reading activities you can check off your list this summer. Let the reading adventure begin!

### Read a book...

<input type="checkbox"/> in a tent	<input type="checkbox"/> with a friend
<input type="checkbox"/> on vacation	<input type="checkbox"/> to your pet
<input type="checkbox"/> about animals	<input type="checkbox"/> with a flashlight
<input type="checkbox"/> at the park	<input type="checkbox"/> and act it out
<input type="checkbox"/> with your family	<input type="checkbox"/> about space
<input type="checkbox"/> at bedtime	<input type="checkbox"/> under a tree
<input type="checkbox"/> about friendship	<input type="checkbox"/> about going back to school
<input type="checkbox"/> in the backyard	<input type="checkbox"/> every day!

## Sensory Words

Read the poem. Then complete the exercises.

### At the Beach

I like to spend the day at the beach.  
The sun warms my skin as I dig  
in the gritty sand.  
Waves crash along the shore.  
Birds screech to one another and  
dive into the ocean.  
I breathe in the fishy sea air.  
I jump into the ocean and then  
lick the salty water from my lips.

1. What word describes the way that the birds sound?  
\_\_\_\_\_
2. What word describes the way the sea air smells?  
\_\_\_\_\_
3. What word describes the way that the ocean water tastes?  
\_\_\_\_\_

## Using Titles

Read the passage and answer the questions below.

### My First Plane Ride

My dad and I went on a trip.

We took a plane to get there.

I had not been on a plane before.

I was a little nervous at first.

When we got to the airport, I saw the big planes.

Then I got excited.

Dad let me sit near the window.

I looked out at the clouds from up high.

My first plane ride was a lot of fun.

I hope I get to do it again soon!

1. Write the title of the passage.

---

2. Why is this a good title?

---

3. Write a different title for the passage.

---

Read the play and answer the questions.

## A New Pet

**Narrator:** The children are eating breakfast. Mom and Dad are going to surprise them with a new dog.

**Mom:** Let's go to the park.

**Elena:** I want to ride my bike.

**Lee:** I want to fly a kite.

**Narrator:** The doorbell rings and Elena answers it.

**Elena:** It's dad and he has a puppy!!

**Dad:** Surprise!! This is our new puppy. What should we name him?

**Lee:** I like the name Gus.

**Narrator:** Everyone is happy and can't wait to take Gus to the park.

1. Name a character in the play? \_\_\_\_\_
2. What is something you learned from the narrator?  
\_\_\_\_\_
3. What is this play about? \_\_\_\_\_

## Folktale, Fairy Tale, and Fable

Read about each story. Then circle the kind of story that is described.

1. This story is about a clever girl who fools a greedy king. The story takes place long ago. The story was handed down orally from other generations. It has a moral.

**Fable**      **Folktale**      **Fairy Tale**

2. In this story, a princess is told she must kiss a frog to find true love. She kisses the frog and it turns into a handsome prince. This story has magical things that cannot happen.

**Fable**      **Folktale**      **Fairy Tale**

3. In this story, a lion catches a mouse. The mouse tells the lion to let him go because someday he can help him. Later, the mouse saves the lion's life. The lesson is: Small friends can be a big help.

**Fable**      **Folktale**      **Fairy Tale**

## Realistic Fiction

Read the passage. Then complete the exercises.

### The Little Plant

"Mom, can you come here?" said Peter.

Peter was in his room.  
There he kept a little plant.  
He was worried about it.  
Once it had nice green leaves.  
But they were turning brown!

Peter's mom came in.  
They looked at the plant.  
"Look, I see a worm!" said Peter's mom.  
"Let's take it outside," said Peter.  
Soon, the plant was healthy again!

1. Circle the names of characters. Underline the dialogue.
2. How does Peter feel about his plant at the beginning of the story? Why? Would a real person feel like this, too?  
\_\_\_\_\_  
\_\_\_\_\_
3. What does Peter do about the plant? Would a real person do this, too?  
\_\_\_\_\_



## Fantasy

Read the passage. Then complete the exercises.

### Sophie and the Dragon

Sophie lived in a castle.  
She worked in the kitchen.

One morning, she was walking in the forest.  
She heard someone crying.  
It was a giant green dragon!

"What happened?" asked Sophie.  
"I have bad breath!" said the dragon.  
"Eat these leaves," said Sophie.  
(She knew lots about plants.)


"Do you need anything?" asked the dragon.  
Now he helps light the fire in the kitchen.  
And his breath smells very sweet!

1. Underline the setting of the story.
2. Which characters in this story speak? \_\_\_\_\_  
\_\_\_\_\_
3. What happens in this story that could not happen in real life? \_\_\_\_\_  
\_\_\_\_\_

Name \_\_\_\_\_

**Grade  
1**

## Pre-Course Test

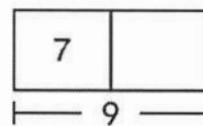
1. There are 9 .

7  leave.

How many  are left?

\_\_\_\_\_ 


2.  $9 - 7 = ?$



Think,  $7 + \underline{\quad} = 9$ .

So,  $9 - 7 = \underline{\quad}$ .

3.  $1 + 4 = \underline{\quad}$



4.  $\underline{\quad} + 6 = 10$


5. Find the sum. Then change the order of the addends.  
Write the new addition problem.

$$7 + 1 = \underline{\quad}$$

$$\underline{\quad} + \underline{\quad} = \underline{\quad}$$

1 I can print uppercase/lowercase letters in sentences.

I will eat the apple.



L.11a


2 I can identify the initial sound in single syllable words



\_\_ ee

RF.12.c

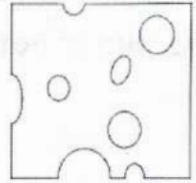
3 I can identify consonant blends in single syllable words



\_\_ \_\_ ock

RF.12.b

4 I can identify consonant digraphs in words



\_\_ \_\_ eese

RF.13.a

5 I can use end punctuation and capitalization in my sentence.

the bear is brown

L.12.b

6 I can make a list of rhyming words

-at word family



Blank writing lines for rhyming words.

RF.12.a

7 I can use root words with the correct inflectional form.

She \_\_\_\_\_ at me.

○  
look

○  
looked

○  
looking

L.14.c

8 I can read and write grade level sight words

the

to

and

Blank writing lines for sight words.

RF.13.g

9 I can identify the number of syllables in a word.

glasses



1 2 3

RF.13.d

10 I can capitalize and use commas in dates

Today is \_\_\_\_\_

L.12.a and L.12.c

Read each sentence. Color or circle the picture that tells about the sentence.


**I like the hat.**



**The sun is hot.**



Say the name of the picture. Circle the letter that makes its ending sound.



Color or circle the picture that starts with *d* as in *dog*.




Add.

$$\begin{array}{r} 1 \\ + 1 \\ \hline \end{array}$$

$$\begin{array}{r} 5 \\ + 4 \\ \hline \end{array}$$


$$\begin{array}{r} 4 \\ + 2 \\ \hline \end{array}$$

Draw a tree next to the house.



Read the sentence. Then draw a picture in the box to match the sentence.

**Gus has a red hat.**



Write an **X** over the picture that does not belong.



Color or circle the picture that starts with *e* as in *egg*.



Subtract.

$$\begin{array}{r} 5 \\ - 1 \\ \hline \end{array}$$

$$\begin{array}{r} 3 \\ - 3 \\ \hline \end{array}$$

$$\begin{array}{r} 4 \\ - 2 \\ \hline \end{array}$$

Circle the number that is greater.

8

5

Name \_\_\_\_\_

**Grade  
1**

**Pre-Course Test** (continued)

6. Is the equation true or false?

$$1 + 4 \stackrel{?}{=} 4 + 6$$

True    False

7. You have 9 red crayons, 7 blue crayons and 3 yellow crayons. How many crayons do you have in all?

\_\_\_\_\_ crayons

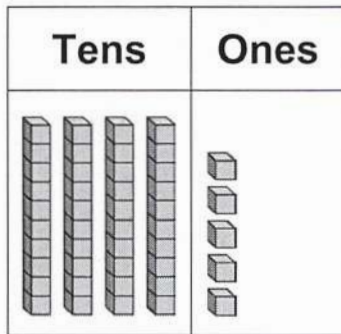
---

8. Count forward by ones to write the missing numbers.

27, \_\_\_\_\_, \_\_\_\_\_, \_\_\_\_\_, \_\_\_\_\_, \_\_\_\_\_

---

9. Complete the sentence.



\_\_\_\_\_ tens and \_\_\_\_\_ ones is \_\_\_\_\_.

---

10. Compare the numbers.

$$74 \bigcirc 22$$

11.

$$40 + 9 = \underline{\hspace{2cm}}$$

Name \_\_\_\_\_





























**Grade  
1**

## Pre-Course Test (continued)

12.  $34 + 8 =$  \_\_\_\_\_

13.  $40 - 8 =$  \_\_\_\_\_

14.

Favorite Animal											
 Dog											
 Fish											
 Dinosaur											

Each  = 1 student.


How many students chose dinosaur? \_\_\_\_\_

Which animal is the most favorite?



15. Order the pencils from longest to shortest.

white



black



gray



\_\_\_\_\_, \_\_\_\_\_, \_\_\_\_\_

Name \_\_\_\_\_

**Grade**  
**1**


# Pre-Course Test (continued)

16. How many inches long is the rectangle?

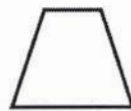
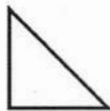


about \_\_\_\_\_ inches


17. Circle the closed shapes with 6 vertices.



18. Which shapes are part of this larger shape?



19. What time is shown on the clock?



\_\_\_\_\_ o'clock

20. Circle the shape that shows halves.

