



SUMMER HOME LEARNING

&

SUPPLY LIST

GETTING READY FOR SECOND GRADE

Student Name _____

**Required Summer Activities due
Friday, August 16, 2024**

Educational Websites

Students may access the following websites to build and enrich their skills in reading, Mathematics, and Science.

- <http://www.dadeschools.net/students/students.htm>
 - The student portal provides students with access to their textbooks electronically as well as numerous web-based instructional software programs such as: i-Ready, MyOn, Reading Plus, Tumblebooks, Discovery Education, Go Math and Reading Plus.
 - i-Ready is an interactive online learning designed to assess students individualized instruction based on student's needs in Reading and Mathematics (Grades K-5).
 - Textbook resources include links to lesson review videos, stories read in class during the Reading block as well as the opportunity to review content taught in Science and Social Studies.
- www.reflexmath.com (Grades 1-5)
 - Teaches children memorization techniques based on repetition in mastering facts in addition, subtraction, multiplication and division in game format.
- www.brainpop.com and www.brainpopjr.com (all grade levels)
 - BrainPop offers hundreds of animated educational videos across all subject areas, each video is accompanied by interactive quizzes, activities, and games.
- www.a4esl.org (K-5)
 - Reinforce grammar skills of English Language Learners (ESOL) by providing Quizzes, tests, exercises and puzzles to help students learn English as a Second Language
- www.abcmouse.com (PK-K)
 - Full online curriculum for Reading, Math, Science, Art, colors, and Music. The carefully designed program with more than 850 lessons across ten levels. As your child completes each lesson, he or she is guided to the next one and is motivated to continue learning by ABCmouse.com's Tickets and Rewards System.
- www.factmonster.com (Grades 2-5)
 - Factmonster.com combines essential reference materials, fun facts and features, and homework help for kids. Your child may access facts about any subject matter. Includes homework help center, games, quizzes, almanac, encyclopedia, dictionary, and thesaurus and educational games.
- www.explorellearning.com (Grades 3-5)
 - Explore math and science using interactive manipulatives which are designed to help students understand challenging concepts through inquiry and exploration
- www.freerice.com (Grades 1-5)
 - Vocabulary is an essential component of student achievement. This website allows your child to practice vocabulary and math facts. Through the World Food Program, this site donates 10 grains of rice for every correct answer to help end world hunger.
- www.studyjams.com (Grades 1-5)
 - StudyJams! is a free Scholastic site that provides engaging multimedia lessons in math and science, ranging from basic algebra problems to more complex concepts like scientific theory and evidence.



SILVER BLUFF ELEMENTARY

2609 SW 25th Avenue, Miami, FL 33133

Mayra Barreira, Principal

Christina Garcia, Asst. Principal

May 30, 2024

Dear Parents:

In order to better prepare your child for the upcoming school year, we have prepared summer homelearning assignments for your child to complete. They are required assignments during the summer months. Students will be expected to work on various skills according to their incoming grade level for the following school year. All students going to grades K through 5th will be assigned two required readings with a corresponding assignment. Books are available for purchase online, or at your local bookstore. All grade level assignments will be posted on our school's website at <http://silverbluff.dadeschools.net> as of today. The assignments are due back on **Friday, August 16, 2024**, from ALL students.

Please continue to encourage your child to read for recreation thirty minutes daily as well as take advantage of the many educational programs available through the Student Portal. We highly recommend they continue using i-Ready Reading and Math, and Reflex Math. This packet also contains a list of fun educational websites that your child should utilize to enrich his/her skills in Reading, Mathematics, Science, and some tips for parents on what your child will be learning in the fall.

In addition, our district has implemented a Summer Reading Plan for all students which lists additional book titles, resources and activities. All current kindergarten and first grade students will receive two books and a summer reading journal to take home in order to facilitate and encourage summer reading. The district plan is an enhancement to better prepare your child during the summer months. The district's plan will not be collected by our teachers, however we encourage you to work with your child at home during the summer months to continue building your child's academic growth. The district's plan can be accessed from the following website:

<https://read.dadeschools.net>

We hope these activities prove to be a good learning experiences for your child. Together, we can guarantee a successful start of the 2024-2025 school year. Thank you for helping your child avoid summer regression by supporting this initiative.

Sincerely,

A handwritten signature in cursive script that reads "M. Barreira".

Mayra Barreira, Principal

Telephone: 305.856.5197/Fax: 305.854.9671

silverbluff.dadeschools.net



SILVER BLUFF ELEMENTARY

2609 SW 25th Avenue, Miami, FL 33133

Mayra Barreira, Principal

Christina Garcia, Asst. Principal

30 de mayo del 2024

Estimados Padres:

Para preparar adecuadamente a su hijo para el año entrante, les pedimos que comiencen a trabajar en las tareas asignadas para los meses de verano. Todos los alumnos entrando de kindergarten a quinto grado recibirán dos asignaciones que se componen de dos lecturas o con una actividad correspondiente. Los libros se pueden conseguir en librerías locales por el internet. Las asignaciones de todos los grados están disponibles para imprimir de nuestra página web, <http://silverbluff.dadeschools.net>. Las asignaciones deben de ser entregadas al maestro(a) el **viernes, 16 de agosto del 2024** por todos los estudiantes.

Les pedimos que continuen alentando que su hijo(a) lea 30 minutos diariamente y utilice los programas educativos disponibles en el portal de alumnos como el i-Ready, MyOn, y Reflex Math. Este paquete también contiene una lista de páginas de web divertidas y educativas que deben de usar para enriquecer el aprendizaje de lectura, matemáticas, y ciencias al igual que unos consejos para padres sobre lo que su hijo(a) aprenderá al comienzo del curso escolar.

Además, el distrito ha implementado un plan de lectura de verano para todos los estudiantes que proporcionan libros, recursos y actividades. El plan del distrito ayuda a preparar a su hijo(a) durante los meses del verano. Todos los estudiantes de kindergarten y primer grado recibirán dos libros y un diario de lectura de verano para llevar a casa con el fin de facilitar y fomentar la lectura de verano. Les animamos a trabajar con su hijo en su casa durante los meses de verano. El plan del distrito se puede alcanzar en las siguientes páginas web:

<https://read.dadeschools.net>

Esperamos que estas actividades sean una experiencia de beneficio en el aprendizaje de su hijo(a). Unidos podemos asegurar un exitoso comienzo del año escolar 2023-2024. Gracias por ayudar a su hijo(a) durante los meses de verano.

Sinceramente,

Mayra Barreira, Directora

Telephone: 305.856.5197/Fax: 305.854.9671

silverbluff.dadeschools.net



2024-2025 SECOND GRADE SUPPLIES LIST



24 Standard Yellow #2 Pencils Pre-sharpened
(No mechanical pencils or sharpeners allowed in school)



1 Pack of Crayola Crayons (24 color pack)



2 Erasers



2 Kid Safe Scissors-Blunt Tip
(1 to be used in school and 1 to be kept for use at home)



1 Pack of 3 Elmer's Washable Glue Sticks




2 Packs of Wide Ruled Notebook Paper



1- 12 inch ruler
(with inches and centimeters)



4 Folders with Fasteners and Pockets



1 Large Pencil Pouch with zipper
(No hard pencil boxes)



Highlighters
(orange, yellow, light green)
(No permanent markers/sharpiers allowed in school)



Bookbag
(no wheels and no single strap)



3 Composition Notebooks
(Reading/Language Arts, Math, and Science)



9in x12in whiteboard with expo dry erase marker and eraser for student use



Expo Dry Erase Markers Chisel Tip
(Pack of 4)



Plain white over sized T-shirt for STEAM projects

2024-2025 SECOND GRADE SUPPLIES LIST



Computers will be used all year for classwork and homework. Please make sure you have access to a computer and printer in order to complete homework assignments.




4 Red Pens for Writing Plan



Headphones or Earbuds
(In a ziplock bag with student's name *Required*)

NOVELS



-A More Perfect Union: The Story of Our Constitution

By: Betsy and Giulio Maestro



The Bears on Hemlock Mountain Paperback – October 31, 1992

by [Alice Dalgliesh](#)

****PTA membership is sold for \$12****

****Spirit Day T-Shirts will be sold by the PTA for students to wear on Fridays and are mandatory for Field Trips and School Events****

****NO ROLLING BOOK BAGS ALLOWED FOR SAFETY REASONS****

****No mechanical pencils, no sharpies, no liquid paper, no permanent markers, no pencil sharpeners****

****Please label all clothing with student's name****

(Ex. sweaters, lunch boxes, book bags, etc.)

****Supplies may be brought to class during Drop-In Day****

****Supplies are due no later than **Friday, August 16, 2024******

Do not forget Silver Bluff Elementary is a mandatory uniform school.

All students must wear the required uniform daily .

2024-2025 SPECIAL AREAS SUPPLIES LIST

SPANISH GRADES K-5



1-composition book



1-blunt tip scissor



sharpened pencils to have in class



1-glue stick



1-pack of wide ruled paper



1-box of 24 crayons

MUSIC GRADES 2-5



1-plastic duotang folder with fasteners and pockets



1-pack of wide ruled paper



1-recorder



sharpened pencils to have in class

ART GRADES 2-5



1-drawing pad
9 x 12 inches



washable markers



24 Colored Pencil Pack

PE GRADES 2-5



1-composition book



sharpened pencils to have in class

Summer resources

Fun ways to keep students learning this summer



Miami Dade County Public Schools

IXL Summer Boost

Home Practice for K-8 Mathematics


The IXL Summer Boost skill plans are available for home (or on-the-go) practice to keep students' math skills sharp during Summer Break. Students can keep up with essential Mathematics learning every day during the break with exciting activities and themes highlighting foundational and high-priority math skills and concepts from the previous school year. The IXL Summer Boost skill plans are custom created for each grade level, Kindergarten through Grade 8, and are a great way to learn or retain content that was taught during the 2023-2024 school year.

Starting below and on the following pages, you will find the step-by-step instructions on how to navigate to the IXL platform through the student portal.

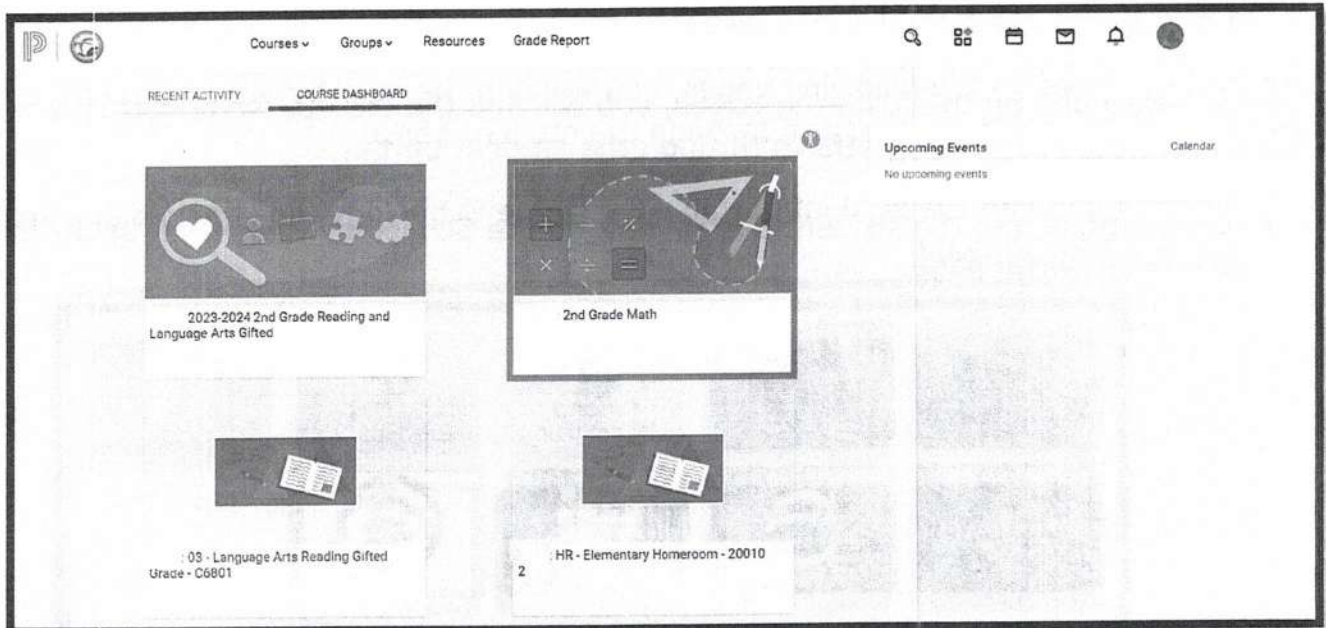
1. Once logged into the student portal, click on the Schoology tile shown below from the main portal page.



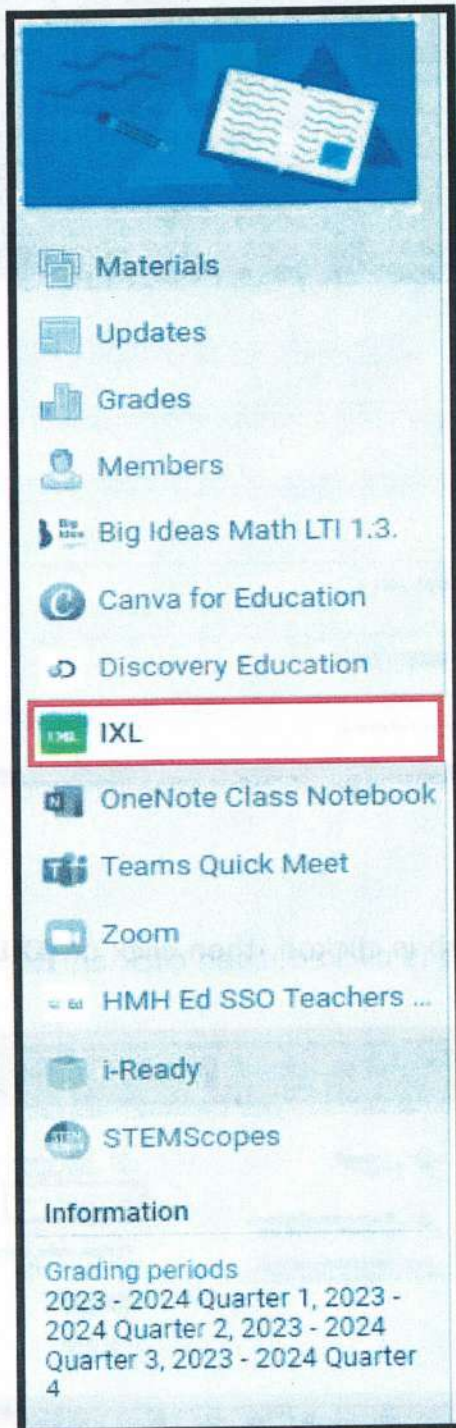
2. Click on **District Username/Password** and sign in using student's Miami Dade County Public Schools **Student Username and Password**.



3. Select student's **Math Course**.



4. Once in the math course, on the left side toward the bottom of the row, **select IXL.**



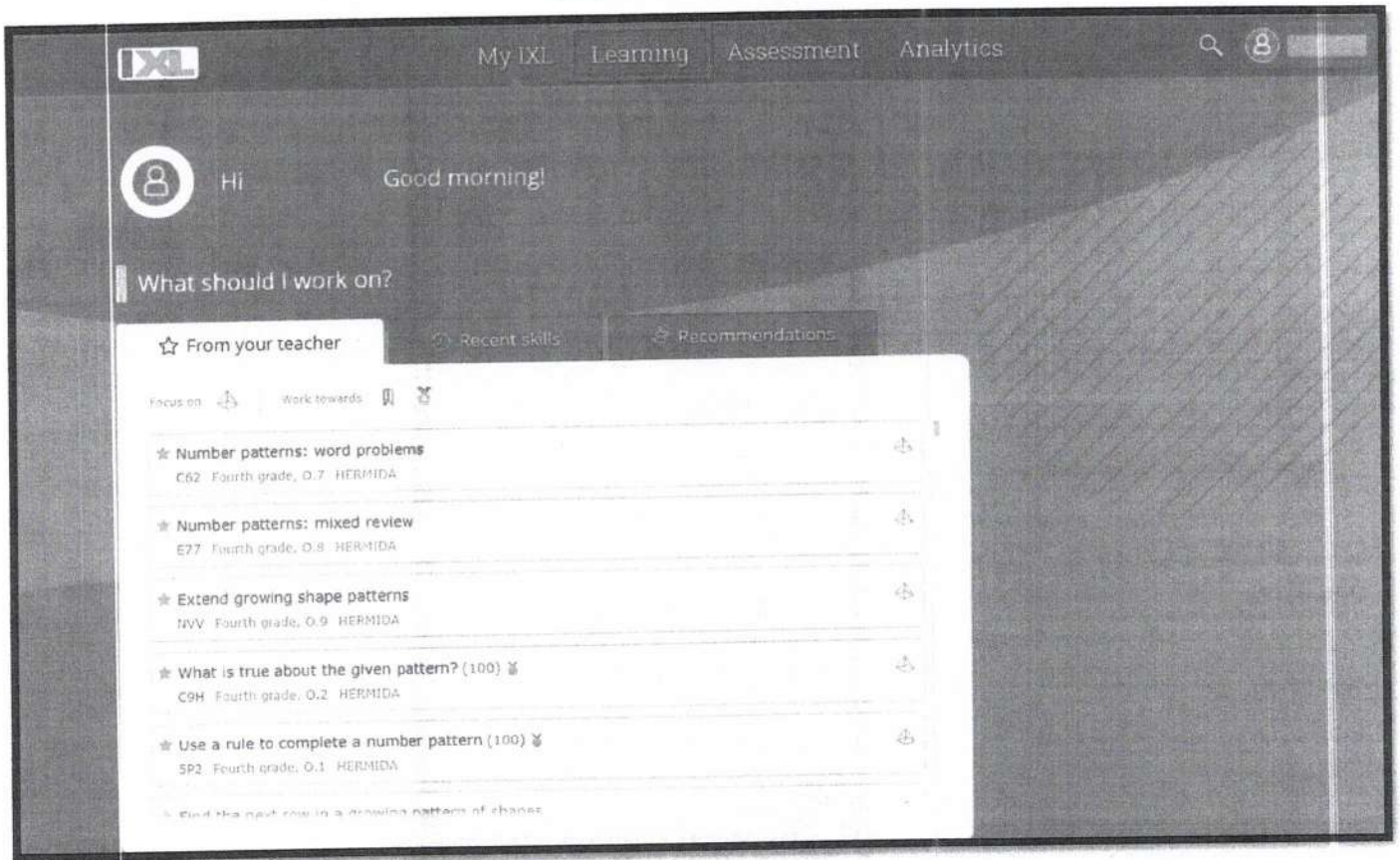
A screenshot of a course navigation menu. The menu is a vertical list of items, each with a small icon to its left. The items are: Materials (document icon), Updates (calendar icon), Grades (bar chart icon), Members (person icon), Big Ideas Math LTI 1.3 (book icon), Canva for Education (Canva logo icon), Discovery Education (Discovery Education logo icon), IXL (IXL logo icon, highlighted with a red border), OneNote Class Notebook (OneNote icon), Teams Quick Meet (Teams icon), Zoom (Zoom icon), HMH Ed SSO Teachers ... (HMH logo icon), i-Ready (i-Ready icon), and STEMScopes (STEMScopes icon). Below the list is a section titled "Information" which contains the text: "Grading periods", "2023 - 2024 Quarter 1, 2023 -", "2024 Quarter 2, 2023 - 2024", "Quarter 3, 2023 - 2024 Quarter", and "4".

- Materials
- Updates
- Grades
- Members
- Big Ideas Math LTI 1.3.
- Canva for Education
- Discovery Education
- IXL**
- OneNote Class Notebook
- Teams Quick Meet
- Zoom
- HMH Ed SSO Teachers ...
- i-Ready
- STEMScopes

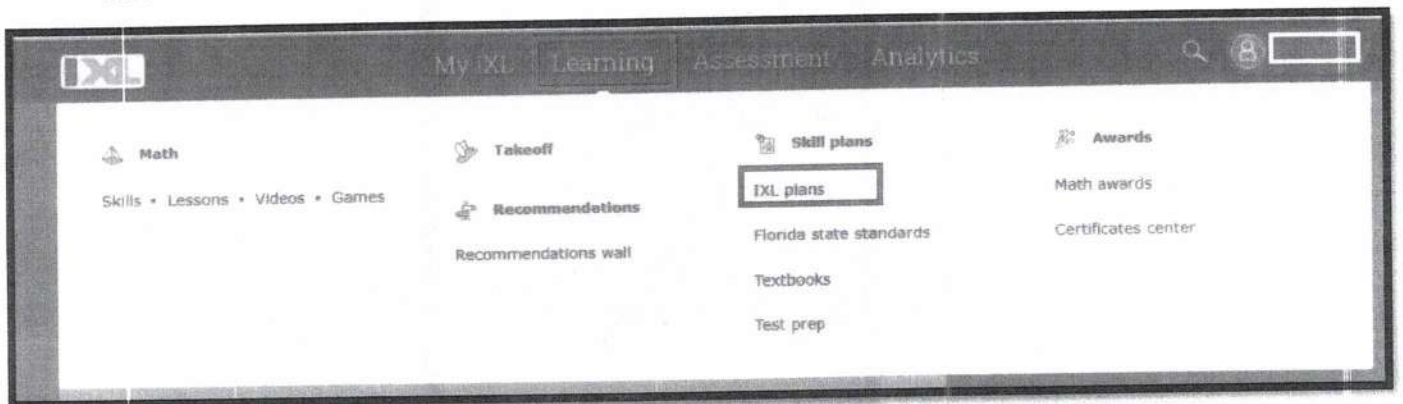
Information

Grading periods
2023 - 2024 Quarter 1, 2023 -
2024 Quarter 2, 2023 - 2024
Quarter 3, 2023 - 2024 Quarter
4

5. From the IXL Home Page, click on **Learning**.



6. Once the **Learning** tab is clicked, then click on **IXL plans** under the Skill plans column.





M-DCPS SUMMER MATH FUN

MATH FACT FLUENCY AND FRACTIONS



2023-2024



FRAX SUMMER FUN

AVAILABLE TO ALL M-DCPS STUDENTS IN GRADES 3-8
ELEMENTARY/K-8 CENTERS ONLY

Frax stops the fractions struggle and puts students on a path to ongoing success in higher mathematics. Game-based and story-driven, the adaptive system meets students where they are and unlocks new games, challenges, and rewards for their efforts.

- **Student Daily Goal-** Complete a mission or get the green light if in Sector Review.
- **Student Summer Goal-** Complete Sector 1 and/or Sector 2.

REFLEX SUMMER FUN

AVAILABLE TO ALL M-DCPS STUDENTS IN GRADES 1-8

Reflex is an online, game-based program that helps students quickly and effortlessly recall math facts. Research has shown that quick recall is critical for future success in mathematics.

- **Student Daily Goal-** Get the Green Light.
- **Student Summer Goal-** Reach 100% Fluency in their assignment and maintain it throughout the summer through practice with Reflex.

Dear Parents/Guardians,
Help your child avoid the “summer slide” and encourage them to use their **Reflex** and **Frax** accounts this summer!
Both programs are:

- Adaptive and individualized.
- Game-based. Fun challenges and frequent rewards keep students coming back.
- Research-based and standards-aligned.

LOGGING IN

Reflex/Frax Student Portal Instructions

Login via Schoology in the student portal. See step-by-step instructions beginning on page 2.

REFLEX/FRAX SUMMER SUPPORT

Questions? Support?

Please contact:


Maira Maguire

mmaguire@explorellearning.com

Step-by-Step Instructions on Accessing Reflex/Frax in the Student Portal through Schoology

Starting below and on the following pages, please find the step-by-step instructions on how to navigate to the **REFLEX/FRAX** Math platform in the student portal through Schoology.


1. Once logged into the student portal, click on the Schoology tile shown below from the main portal page.



2. Click on **District Username/Password** and sign in using student's Miami Dade County Public Schools **Student Username and Password**.

Miami Dade County Public Schools



[Not your district?](#)

 District Username-Password

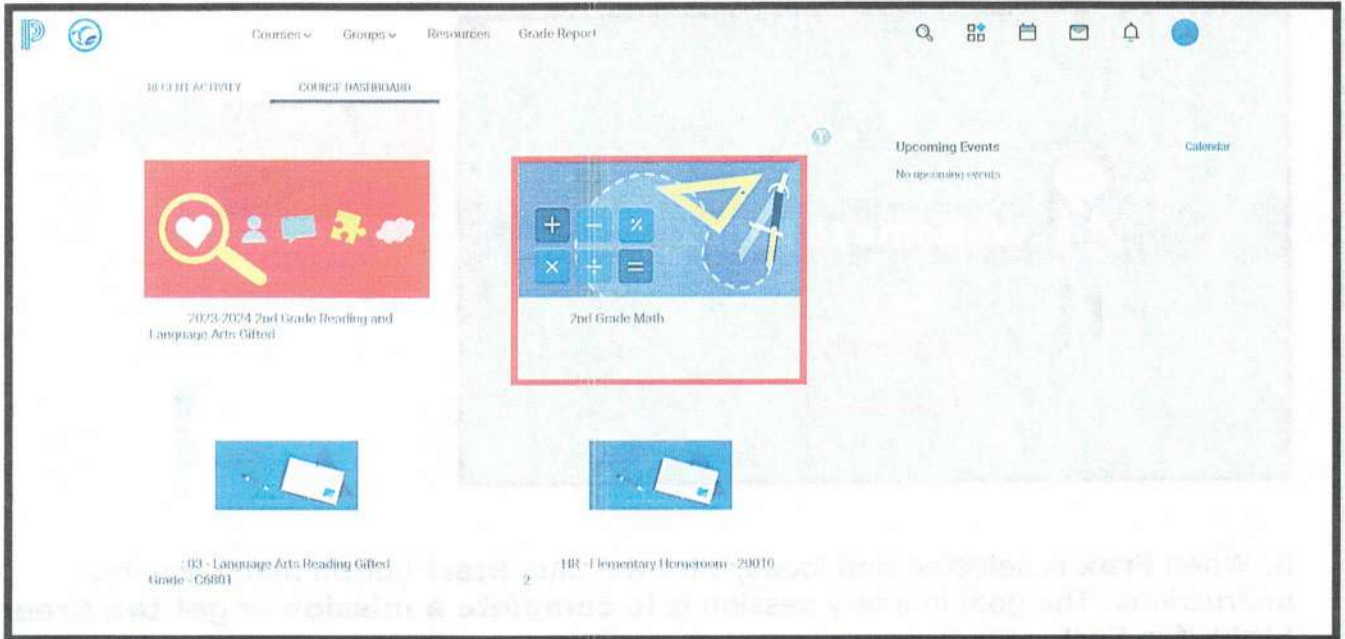
Having trouble?

[Http://passwordreset.dadeschools.net/Hitachi_Staff/psf.exe#2](http://passwordreset.dadeschools.net/Hitachi_Staff/psf.exe#2)

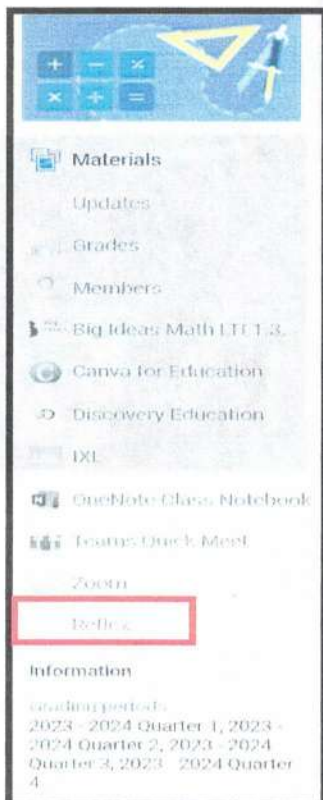
[Or get help logging in](#)



Clever Badge log in
[District admin log in](#)

3. Select student's **Math Course**.





4. Once in the math course, on the left side toward the bottom of the row, **select Reflex** where you will be able to access **Frax** as well. Both programs are on the same platform.



5. When **Reflex** is selected and loads, click the blue **Start** button and follow the instructions. The goal in every session is to **get the Green Light**.





6. When **Frax** is selected and loads, click the blue **Start** button and follow the instructions. The goal in every session is to **complete a mission** or **get the Green Light** if in Sector Review.





7. Click on **IXL Summer Boost: Math (K – 8th)**.


Spotlight





IXL Weekly Boost: Math 
PK - Calc





IXL Weekly Boost: Language Arts 
PK - 12th





IXL Learn to Read: Language Arts 
PK - 3rd




IXL Reading Intervention: Language Arts 
Level 1 - Level 3




IXL Summer Boost: Math 
K - Calc



IXL Summer Boost: Language Arts 
K - 12th

8. Click on the **appropriate** Grade Level.



IXL Summer Boost: Math


Help students solidify their understanding of key concepts this summer with IXL's day-by-day skill plan!

[K](#) [1st](#) [2nd](#) [3rd](#) [4th](#) [5th](#) [6th](#)

[7th](#) [8th](#) [Alg_1](#) [Geo](#) [Alg_2](#) [Precalc](#)

[Calc](#)


9. Once on this landing page, the student is now ready to select their **Summer Boost Skill Plan** link(s) to begin working on their skill plan(s) for the day! (See grade 4 and grade 6 samples below)



IXL Summer Boost skill plan - Math 4th grade




Help rising fourth graders solidify their understanding of key concepts this summer with IXL's day-by-day skill plan!


Week 1 2 3 4

 Print skill plan

Math 4th

1 Days 1-5


Day 1	Multiplication facts for 6, 7, 8, and 9 
Day 2	Measurement word problems 
Day 3	Subtract across zeros 



IXL Summer Boost skill plan - Math 6th grade



Help rising sixth graders solidify their understanding of key concepts this summer with IXL's day-by-day skill plan!

Week 1 2 3 4

 Print skill plan

Math 6th

1 Days 1-5

Day 1	Multiply by 2-digit numbers: complete the missing steps
Day 2	Write numerical expressions for word problems 
Day 3	Relationship between decimal place values 

Summer Homelearning Assignment Instructions

Second Grade



i-Ready	<ul style="list-style-type: none">• Students are to log onto Schoology in their MDCPS Student Portal to access i-Ready. Each lesson under Teacher Assigned are to be completed. Parents will initial the Home Log along with Date, Score % and Time on Task for each lesson.• Students are also encouraged to play the i-Ready Learning Games. There is also a chart attached to track student Learning Games play. List the date, game, and topic.
Reading	<ul style="list-style-type: none">• Students are to memorize 20 words per week of the fry words list provided.• Students are to complete the Reading and Writing pages 165-167, 217, 257, 267, and 275 (front and back).• Pick 3 books from the Second Grade Book list and assist your child to attain a better understanding of what they are reading and complete "My Summer Reading Log" and "My Non-fiction book Report"
Math	<ul style="list-style-type: none">• Students are to complete the Second Grade Pre-Course Test pages 5-8.



Date	Lesson Name	Score % Go to: My Progress	Time on Task	Parent's Initials
Reading				
	Blend Words with Digraphs, Trigraphs, Blends			
	Changing y to i with Endings -es, ed			
	Bossy- r Vowels er ir, ur			
	Describe Settings			
	Break Up Words with Digraphs, Trigraphs, Blends			
	Working with Words: 24			
	Retell Stories			
	High Frequency Words: Lesson 20			
	Describe Connections Between Events			
	Find the Main Topic			
Mathematics				
	Make a Ten to Add			
	Make a Ten to Subtract			
	Fluently Add and Subtract Within 10			
	Identify Teen Numbers			
	Build Teen Numbers			
	Practice: Identify Two-Digit Numbers			
	Add Multiples of Ten to Any Two-Digit Number			
	Add Multiples of Ten to Multiples of Ten			
	Subtract Multiples of Ten from Multiples of Ten			
	"Take from Start Unknown" Word Problems			

Each lesson varies in time and a score will not be available until a student completes the lesson

Kindergarten, First, and Second Grade Fry Word Lists:

The Fry Words are considered the most frequently occurred words in the English language. By memorizing these words, you are assisting in developing your child's reading fluency skills. Assist your child in memorizing 20 words per week. Also, point out the use of these words in context when speaking.

Fry Word Lists

1st hundred words

1. the	21. at	41. there	61. some	81. my
2. of	22. be	42. use	62. her	82. than
3. and	23. this	43. an	63. would	83. first
4. a	24. have	44. each	64. make	84. water
5. to	25. from	45. which	65. like	85. been
6. in	26. or	46. she	66. him	86. call
7. is	27. one	47. do	67. into	87. who
8. you	28. had	48. how	68. time	88. am
9. that	29. by	49. their	69. has	89. its
10. it	30. word	50. if	70. look	90. now
11. he	31. but	51. will	71. two	91. find
12. was	32. not	52. up	72. more	92. long
13. for	33. what	53. other	73. write	93. down
14. on	34. all	54. about	74. go	94. day
15. are	35. were	55. out	75. see	95. did
16. as	36. we	56. many	76. number	96. get
17. with	37. when	57. then	77. no	97. come
18. his	38. your	58. them	78. way	98. made
19. they	39. can	59. these	79. could	99. may
20. I	40. said	60. so	80. people	100. part

2nd hundred words

101. over	121. name	141. boy	161. such	181. change
102. new	122. good	142. follow	162. because	182. off
103. sound	123. sentence	143. came	163. turn	183. play
104. take	124. man	144. want	164. here	184. spell
105. only	125. think	145. show	165. why	185. air
106. little	126. say	146. also	166. ask	186. away
107. work	127. great	147. around	167. went	187. animal
108. know	128. where	148. farm	168. men	188. house
109. place	129. help	149. three	169. read	189. point
110. year	130. through	150. small	170. need	190. page
111. live	131. much	151. set	171. land	191. letter
112. me	132. before	152. put	172. different	192. mother
113. back	133. line	153. end	173. home	193. answer
114. give	134. right	154. does	174. us	194. found
115. most	135. too	155. another	175. move	195. study
116. very	136. mean	156. well	176. try	196. still
117. after	137. old	157. large	177. kind	197. learn
118. thing	138. any	158. must	178. hand	198. should
119. our	139. same	159. big	179. picture	199. America
120. just	140. tell	160. even	180. again	200. world

Second Grade's List of Books:

The list of books below is highly recommended must-read books by Florida's Department of Education to enhance your child's reading comprehension skills. The list consists of grade level books that will assist your child in developing a better understanding of what they read. Please consider adding them to your home library if possible.

2nd Grade

Title	Author
"Gathering Leaves"	Frost, Robert
"The Crocodile"	Carroll, Lewis
"The Fieldmouse"	Alexander, Cecil Frances
"The Swing"	Stevenson, Robert Louis
<i>A More Perfect Union: The Story of Our Constitution</i>	Maestro, Betsy
<i>Bears on Hemlock Mountain</i>	Dalgliesh, Alice
<i>Bee Dance</i>	Chrustowski, Rick
<i>Eleanor</i>	Cooney, Barbara
<i>Father of the Constitution: A Story about James Madison</i>	Mitchell, Barbara
<i>Four Famished Foxes and Fosdyke</i>	Duncan, Pamela
<i>Give Bees a Chance</i>	Barton, Bethany
<i>In a Pickle and other Funny Idioms</i>	Terban, Marvin
<i>Living or Nonliving?</i>	Hicks, Kelli
<i>Mango, Abuela, and Me</i>	Medina, Meg
<i>One Morning in Maine</i>	McCloskey, Robert
<i>Seven Blind Mice</i>	Young, Ed
<i>Susan B. Anthony: Fighter for Freedom and Equality</i>	Slade, Suzanne
<i>The Coastal Dune Drama: Bob, the Gopher Tortoise</i>	Nash, Katherine Seeds
<i>The Congress of the United States</i>	Taylor-Butler, Christine
<i>The Gingerbread Man</i>	Aylesworth, Jim
<i>The Patchwork Quilt</i>	Flournoy, Valerie
<i>The Runaway Piggy</i>	Luna, James
<i>Vote!</i>	Christelow, Eileen
<i>Wanted Dead or Alive: The True Story of Harriet Tubman</i>	McGovern, Ann
<i>We the Kids: The Preamble of the Constitution of the United States</i>	Catrow, David
<i>Winnie the Pooh</i>	Milne, A.A.

Similes

Read these similes. Tell how the two underlined words are alike. The first one has been done for you.

Ann is as quiet as a mouse. Both are quiet.

1. This bread is like a rock.

Both are _____ .

2. The pillow is soft as a cloud.

Both are _____ .

3. My cousin is as strong as an ox.

Both are _____ .

4. His voice is like thunder.

Both are _____ .

5. His smile is as bright as the sun.

Both are _____ .

6. My hands are like ice.

Both are _____ .

Metaphors

Read each sentence. Underline the two things being compared in each sentence. Then explain what the metaphor means in your own words.

1. The family's home was a castle.

Meaning: _____

2. My sister has a heart of gold.

Meaning: _____

3. The tiger's teeth were white daggers.

Meaning: _____

4. The rain came down in sheets.

Meaning: _____

5. The soccer goalie was a wall that nothing could get past.

Meaning: _____

6. The scared boy was a statue.

Meaning: _____

Using Paragraph Clues

Read the boldfaced sentences. Then fill in each blank.

1. I asked mom for a cold **beverage**. She said I could have juice or lemonade.
 - a. Clues to the meaning of **beverage** are _____
_____.
 - b. A **beverage** is _____.
2. Darin is a good **scholar**. He always gets good grades on his tests and likes to learn new things.
 - a. Clues to the meaning of **scholar** are _____
_____.
 - b. A **scholar** is _____.
3. Jess yawned. Why did she feel so **drowsy**? She just couldn't keep her eyes open.
 - a. Clues to the meaning of **drowsy** are _____
_____.
 - b. **Drowsy** means _____.
3. Dad has a **phobia** about heights. Mom jokes that he is even afraid to stand on a step stool.
 - a. Clues to the meaning of **phobia** are _____
_____.
 - b. A **phobia** is _____.

Using Context Clues: Homophones


Read each sentence. Then use context clues to circle the correct meaning for the homophone.

1. I had to clean my whole room.
 an opening in the ground entire
2. The dog dug a hole in the yard.
 an opening in the ground entire
3. You must step on the brake at a red light.
 crack or smash the part that makes
 a car or bike stop
4. If you drop a glass you will break it.
 crack or smash the part that makes
 a car or bike stop
5. They're my best friends.
 belonging to them in that place they are
6. I put my hat there.
 belonging to them in that place they are
7. They ate their food.
 belonging to them in that place they are

Using Illustrations, Photographs, and Captions

Write a caption to go with each picture. Make each caption a complete sentence.

1.



2.



Write a word from the box to complete each sentence.

Photographs Captions Illustrations

3. _____ are drawings.
4. _____ are pictures that show people, animals, and things in real life.
5. _____ tell about a photograph or illustration.

Using Headings

Read the passage. Then complete the exercises.

Weather

Temperature

The air outside can be hot or cold.

The temperature changes from day to night.

Wind

Wind is moving air.

It can blow hard or gently.

Clouds and Rain

Clouds are made of water.

When the drops get heavy, they fall as rain.

1. Reread the second heading. What is the topic of the paragraph?

2. What is the weather topic under the third heading?

3. Write a heading for a new paragraph that tells about weather.

Using Graphic Features and Callouts

Read the passage and answer the questions below.

Rock Collecting

Rocks come in all different shapes and sizes. Different types can be found all over the country. People collect and study the rocks they find. Rock collecting can be an interesting hobby at any age!

Be a Rock Collector

- Look for different rocks
- Read about the rocks you find
- Share your hobby

1. What is the title of the callout?

2. What information does the callout tell you?

3. How can you be a rock collector?

Using Directions

Read the directions. Then complete the exercises.

Tom's Turkey Sandwich

Ingredients: 2 pieces of bread, sliced turkey, tomato, lettuce, pickles

1. Ask an adult to slice the turkey and tomato.
2. Place one piece of bread on a plate.
3. Place the sliced turkey on top of the bread.
4. Put the tomato, lettuce, and pickles on top of the turkey.
5. Put the second piece of bread on top.

1. Why is it important to ask an adult to slice the turkey and tomato? _____

2. When do you put on the lettuce, tomato, and pickles? _____

3. What is the last step in this recipe? _____

4. Why should you follow the steps in order? _____

Using Lists

Read the list. Then complete the exercises.

How to Give a Speech

1. Use everyday language in your speech.
2. Read your speech aloud many times to practice.
3. When you give your speech, speak a little louder than normal.
4. Speak a little more slowly than normal.
5. Look at your audience when you speak.
6. Thank your audience when you are done.

1. What is the first step on the list? _____

2. Which step tells how fast you should speak?

3. Which step tells when to thank your audience?

4. What is the second step? _____


Using Diagrams

Look at the diagram. Read the labels.
Then complete the exercises.

The Parts of a Pine Tree

Branches and trunk carry water and food to different parts of the tree.

Roots take water from the soil.



Needles make food for the tree. They stay green all year.

Cones hold the tree's seeds.

1. What is labeled in this diagram? _____

2. How many parts are labeled? _____

3. Which part stays green all year? _____

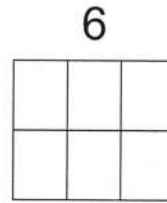
4. What do roots do? _____

Name _____

**Grade
2**


Pre-Course Test

1. Model the number. Is the number even or odd?



Even Odd

$6 = \underline{\quad} + \underline{\quad}$



_____ rows of _____

_____ + _____ + _____ = _____

3. $12 - 6 = \underline{\quad}$

4. $32 + 39 = \underline{\quad}$

5. 1 4
 4 9
 + 2 8

6. 12 kids are at the zoo. 7 of them leave. 8 more kids come to the zoo. How many kids are at the zoo now?

_____ kids

7. Compare.
507 ○ 470

8. 100 less than 769 is _____.

9. Write the number nine hundred seventy-one in standard form.

10. 4 0 7
 - 2 1 5

11. Use place value to find the missing numbers.


315, 325, _____, 345, _____, _____

Name _____

**Grade
2**

Pre-Course Test (continued)

12. Write how many tens. Circle groups of 10 tens. Write how many hundreds. Then write how many in all.



_____ tens

_____ hundreds

_____ in all


13. Circle the addition strategy that is used.

	Hundreds	Tens	Ones	
	1	1	7	
+	2	2	5	
Hundreds:	3	0	0	= 100 + 200
Tens:		3	0	= 10 + 20
Ones:		1	2	= 7 + 5
Sum	3	4	2	

models

partial sums

14. The black rectangle is about 5 inches long. Which is the best estimate of the length of the white rectangle?



4 inches

5 inches

6 inches

Name _____

Grade
2

Pre-Course Test (continued)

15. How many centimeters longer is the black rectangle than the white rectangle?



_____ centimeters

-
16. Measure the length of the rectangle in centimeters and in inches.



about _____ centimeters

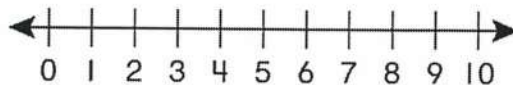
about _____ inches

Did you use more centimeters or more inches to measure?

centimeters

inches

-
17. A string is 4 centimeters long. You cut off 2 centimeters. How long is the string now?



_____ centimeters

-
18. A string is 66 centimeters long. You cut off a piece. Now the string is 34 centimeters long. How much string did you cut off?

_____ centimeters

19. You have 1 quarter, 4 dimes, 3 nickels, and 1 penny. How many cents do you have?


_____ cents

Name _____

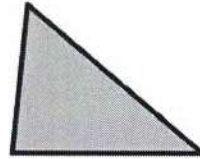
Grade
2

Pre-Course Test (continued)

20. Write the time.



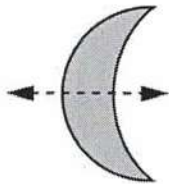
21.




Number of angles: _____

Shape: _____

22. Determine whether the line is a line of symmetry.



23. Circle the shape that shows fourths.



24. Complete the pictograph.

Favorite Subject	
Math	
Science	
Social Studies	
Language arts	

Favorite Subject						
Math						
Science						
Social Studies						
Language arts						

Each 😊 = 1 student